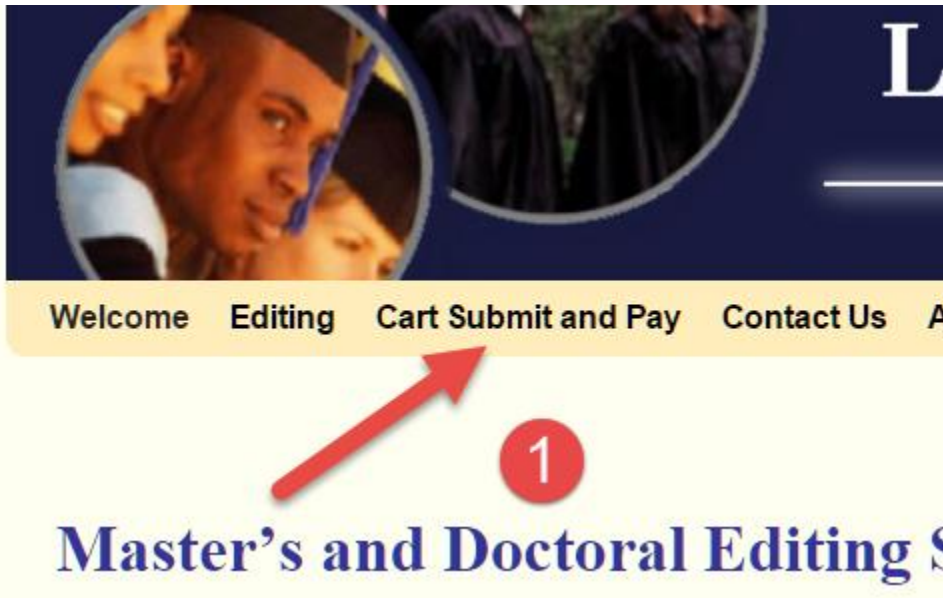


Paying on the new Language Online website



Once you click on Cart Submit and Pay you will go to:



Then two steps:

1. Submission form if your first time (no. 2)
2. Followed by Services where you choose your service (no. 3)
3. If only paying, go straight to no. 3
4. Remember to change the Quantity to the number of page required.
5. You will see a shopping cart
6. Click Checkout!

e.g.

Shopping Cart

Product	Qty	Price	
Basic Copy Edit	6	\$36.00	☰
6 items	Subtotal: \$36.00 excluding discount, shipping and tax		
Checkout Clear cart			

- If your document is manually formatted, I strongly advise adding the template option as well as ch


Then you will get the opportunity to review your order and fill in some basic info.

Checkout

Shopping Cart


Product	Qty	Price	
Basic Copy Edit	6	\$36.00	■
6 items	Subtotal: \$36.00 excluding discount, shipping and tax		
Checkout Clear cart			

Please review your order

Product	Quantity	Price	Total
 Basic Copy Edit	6 <input type="text"/> <input type="button" value="Update"/>	\$6.00	\$36.00 <input type="button" value="Remove"/>

Total Price:\$36.00

Enter your email address



Your billing/contact details

First Name *

Last Name *

1






2

3

4

And then you will see the normal payment page:

1. Pay with your PayPal account OR
2. Pay with your credit card




N.B: For editing sites
Change & update # of pages.

Your order summary

Descriptions	Amount
Basic Copy Edit	\$36.00
Item number: 11	
Item price: \$6.00	
Quantity: 6	

Choose a way to pay

Pay with my PayPal account 

Log in to your PayPal account to complete the purchase

Email